

Scaled data based on original data using
LM-79-08 Approved Method: Electrical and Photometric Measurements of Solid-
State Lighting Products

Test Report Prepared for
Cooper Lighting Solutions
(formerly Eaton)

Brand: INVUE

Report Number: P672852

Luminaire Tested: **CCP-SA-1A-760-U-RW**

Issue Date: 04/16/2023



Test Information

Test Method: LM-79-08
Report Number: P672852
Test Lab: INNOVATION CENTER(G2)
Issue Date: 04/16/2023
Manufacturer: COOPER LIGHTING SOLUTIONS (FORMERLY EATON)
Product Line: INVUE
Catalog Number: CCP-SA-1A-760-U-RW
Description: INVUE CLEAR CURVE POLE MOUNT LIGHT SQUARE LUMINAIRE @350mA w/ RW distribution lens
Light Source: (16) 5700K CCT, 70 CRI LEDS
Ballast/Driver: ELECTRONIC DRIVER

Summary

Lumens per Lamp: N/A
Luminaire Lumens: 2846.7 lumens
Efficiency: N/A
Efficacy: 158.2 lumens/watt
Luminous Opening: Rectangular (W 1' x L: 0.5' x H: 0')
IES Classification: Type II - Medium
BUG Rating: B1 - U0 - G1

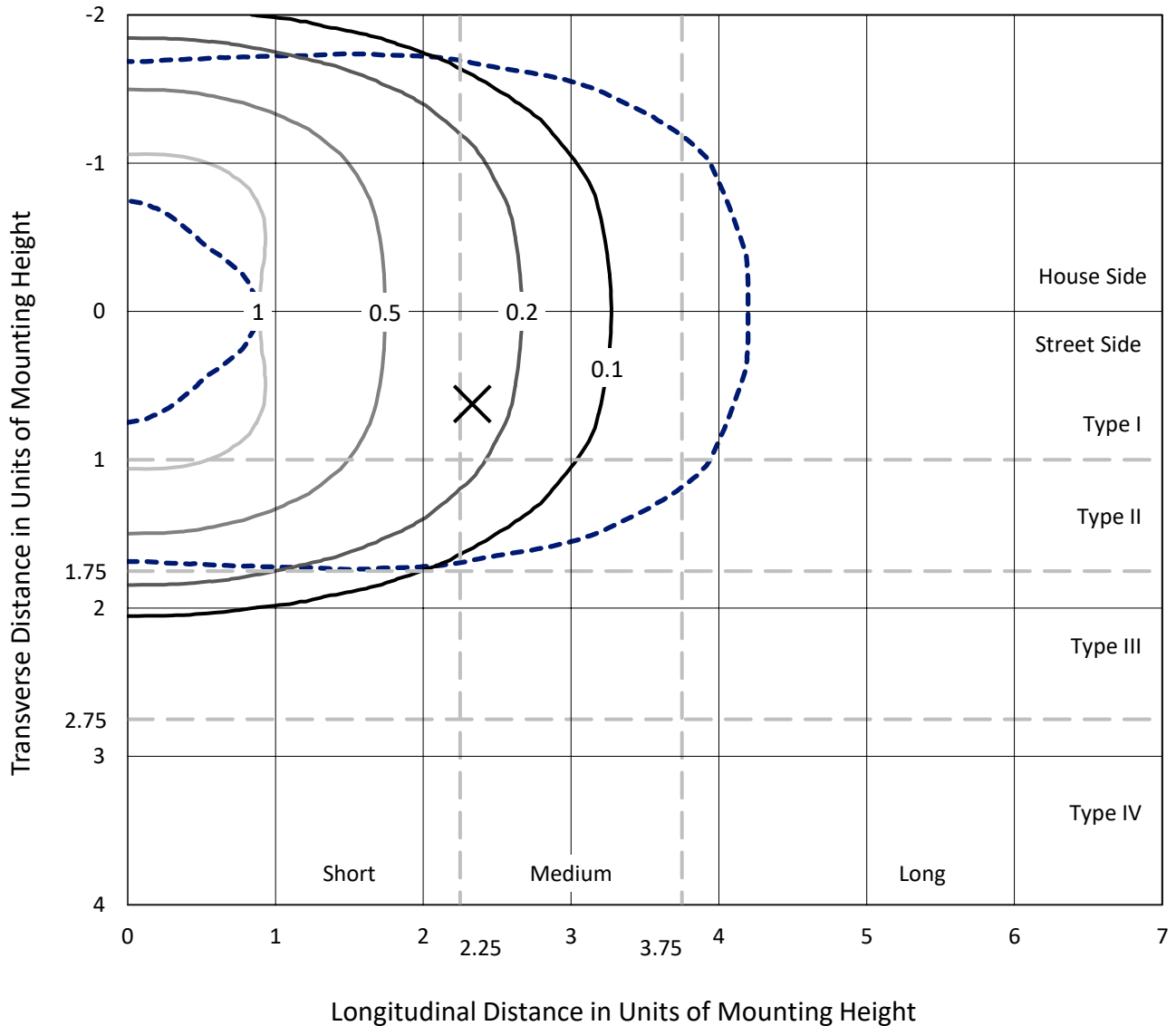
Input Watts (W): 18
Input Voltage (V): 120
Input Current (Ain): NR
Voltage Rise (V): NR
Power Factor: NR
Total Harmonic Distortion (THDi): NR
Frequency (hertz): 60
Stabilization Time: NR
Operation Time: NR
Ambient Temperature (°C): NR
Test Distance: 25 FT



REPORT NUMBER: P672852
 CATALOG NUMBER: CCP-SA-1A-760-U-RW

Iso-Footcandle Lines of Horizontal Illumination

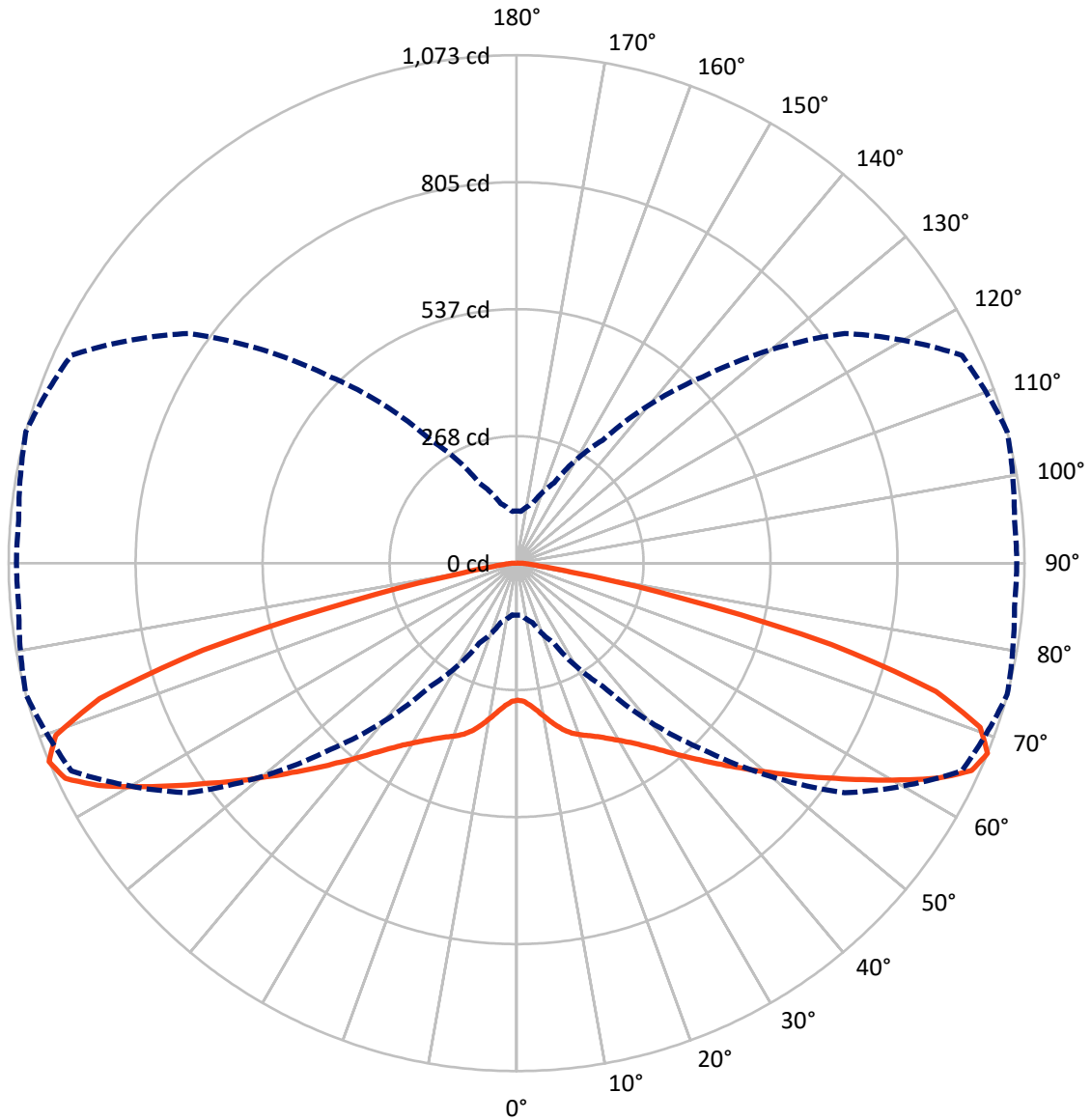
× Max cd
 - - - 1/2 Max cd



Based on 15 foot mounting height. Maximum calculated value = 1.5 fc
 Type II - Medium - N/A

REPORT NUMBER: P672852
CATALOG NUMBER: CCP-SA-1A-760-U-RW

Luminous Intensity Polar Plot



— Vertical Plane Through 75-Deg Lateral - - - Horizontal Cone Through 67.5-Deg Vertical

REPORT NUMBER: P672852

CATALOG NUMBER: CCP-SA-1A-760-U-RW

FLUX DISTRIBUTION:

		Downward	Upward	Total
House Side	Lumens	1423.4	0.0	1423.4
	% Fixture	50.0	0.0	50.0
Street Side	Lumens	1423.4	0.0	1423.4
	% Fixture	50.0	0.0	50.0
Total	Lumens	2846.7	0.0	2846.7
	% Fixture	100.0	0.0	100.0

Coefficient of Utilization

ZONAL LUMENS:

Zone	Lumens	% Fixture
0°-10°	28.7	1.0
10°-20°	96.6	3.4
20°-30°	188.6	6.6
30°-40°	325.3	11.4
40°-50°	526.9	18.5
50°-60°	716.6	25.2
60°-70°	661.1	23.2
70°-80°	276.6	9.7
80°-90°	26.4	0.9
90°-100°	0.0	0.0
100°-110°	0.0	0.0
110°-120°	0.0	0.0
120°-130°	0.0	0.0
130°-140°	0.0	0.0
140°-150°	0.0	0.0
150°-160°	0.0	0.0
160°-170°	0.0	0.0
170°-180°	0.0	0.0
0°-90°	2846.7	100.0
0°-180°	2846.7	100.0



REPORT NUMBER: P672852

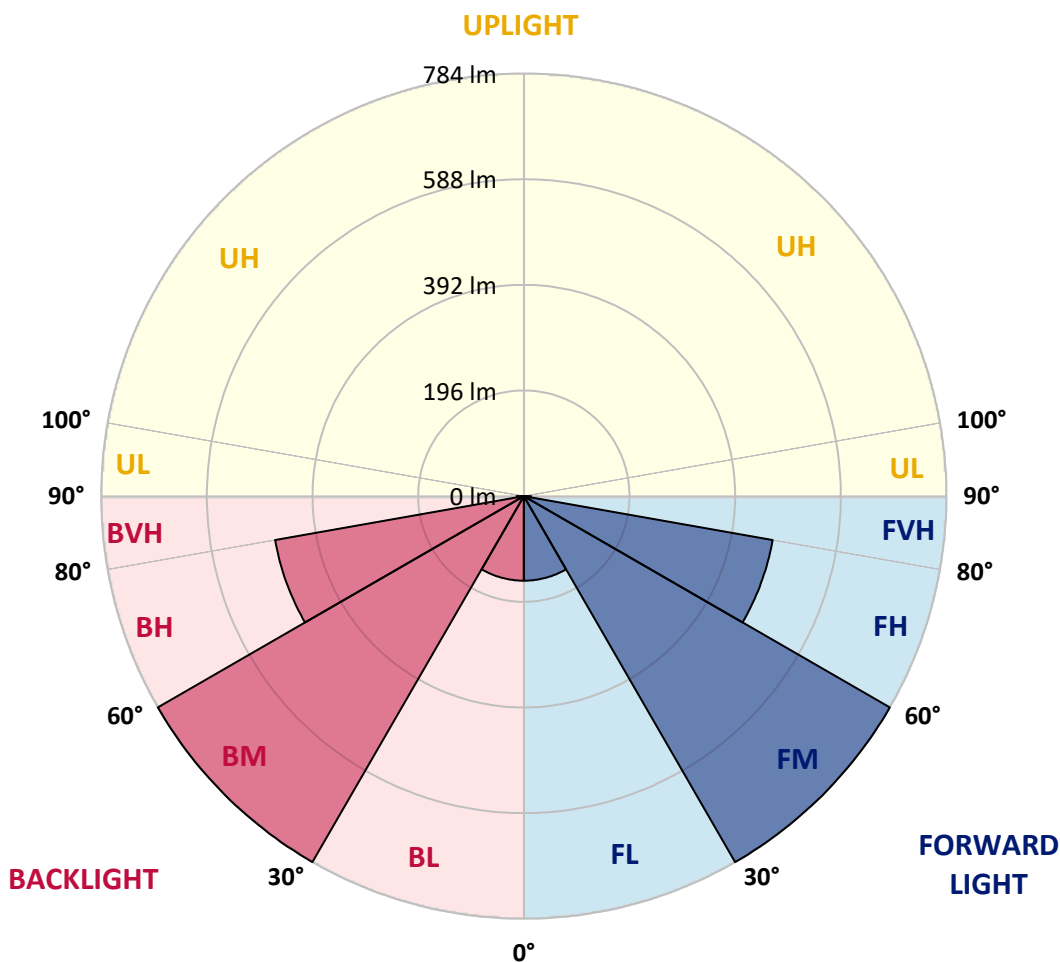
CATALOG NUMBER: CCP-SA-1A-760-U-RW

LUMINAIRE CLASSIFICATION SYSTEM LUMEN TABLE AND BUG RATING:

Zone	Lumens	% Fixture	Zone Rating/Lumen Limit		
			B	U	G
FL (0°-30°)	156.9	5.5			
FM (30°-60°)	784.4	27.6			
FH (60°-80°)	468.9	16.5			G0/660
FVH (80°-90°)	13.2	0.5			G1/100
BL (0°-30°)	156.9	5.5	B1/500		
BM (30°-60°)	784.4	27.6	B1/1000		
BH (60°-80°)	468.9	16.5	B1/500		G1/500
BVH (80°-90°)	13.2	0.5			G1/100
UL (90°-100°)	0.0	0.0		U0/0	
UH (100°-180°)	0.0	0.0		U0/0	

BUG Rating: B1-U0-G1

Type II Medium





REPORT NUMBER: P672852
 CATALOG NUMBER: CCP-SA-1A-760-U-RW

CANDELA DISTRIBUTION (FULL):

	0°	5°	15°	25°	35°	45°	55°	65°	75°	85°	90°
0°	289.6	289.6	289.6	289.6	289.6	289.6	289.6	289.6	289.6	289.6	289.6
2.5°	287.8	287.8	288.6	289.6	290.0	290.8	291.0	291.0	292.3	292.1	292.3
5°	286.9	286.9	288.4	290.2	292.3	294.7	297.2	298.6	301.7	302.3	302.5
7.5°	287.8	288.0	290.0	293.1	296.6	301.1	305.8	309.7	314.8	316.6	317.9
10°	290.8	291.0	293.7	298.0	303.3	309.9	316.6	322.8	331.0	334.6	335.3
12.5°	295.5	295.7	299.6	306.6	314.2	322.4	329.9	337.7	347.9	353.5	354.7
15°	302.7	302.1	308.2	318.5	329.1	339.3	346.1	353.7	364.5	371.7	373.5
17.5°	312.5	312.9	320.5	333.6	346.7	357.2	363.9	368.2	377.6	385.0	386.8
20°	324.8	326.7	336.3	351.4	366.8	377.8	382.5	381.9	387.2	393.6	395.0
22.5°	342.2	343.4	355.1	372.1	389.7	401.2	403.0	396.2	396.0	400.1	402.0
25°	362.7	363.7	376.0	395.6	414.3	426.3	424.5	412.8	406.7	406.9	408.1
27.5°	386.6	388.7	401.4	421.4	440.7	451.7	449.0	432.1	420.0	416.3	415.5
30°	417.7	420.0	432.9	452.1	469.1	478.9	474.8	453.3	435.3	429.2	428.0
32.5°	458.3	458.1	471.4	490.0	501.9	508.2	500.2	475.9	453.1	445.0	443.3
35°	500.0	502.1	515.2	533.2	542.2	542.6	529.9	502.5	475.5	461.3	458.3
37.5°	547.1	548.1	563.3	580.2	586.2	582.9	564.1	533.6	502.5	487.5	482.2
40°	595.4	596.4	614.0	630.4	636.9	629.2	604.4	568.0	534.4	518.0	515.0
42.5°	640.2	642.9	662.5	681.8	688.1	679.1	649.2	605.6	568.2	552.4	548.3
45°	677.5	680.3	702.4	727.0	738.2	730.9	697.1	648.0	607.1	590.1	583.1
47.5°	705.5	709.2	732.7	762.2	784.1	782.7	748.1	692.8	648.8	628.7	622.4
50°	724.7	728.6	754.0	785.7	818.7	829.7	799.9	742.3	695.3	672.8	668.5
52.5°	726.2	729.7	758.7	798.2	842.2	866.6	850.8	794.5	746.4	723.1	720.0
55°	694.2	696.7	735.4	788.0	851.8	894.8	897.3	851.4	801.1	777.5	776.1
57.5°	621.0	624.5	670.7	740.3	835.9	913.0	937.6	911.0	862.9	840.8	839.6
60°	501.6	506.2	559.0	651.5	778.2	908.3	971.8	966.9	930.4	908.9	908.1
62.5°	353.9	355.5	410.6	512.5	665.2	858.4	988.4	1021.3	1000.4	978.7	980.0
65°	207.9	210.2	250.5	342.2	504.5	743.6	959.7	1059.2	1056.5	1036.7	1038.7
67.5°	109.9	109.9	130.2	187.1	317.2	556.7	845.7	1038.3	1073.1	1055.7	1056.7
70°	75.9	75.7	79.4	93.9	153.3	345.1	632.6	929.0	1039.3	1032.8	1035.4
72.5°	64.3	63.9	64.1	66.1	78.0	156.0	384.2	715.5	926.5	936.6	938.8
75°	56.3	55.7	55.3	54.9	55.9	70.8	175.2	441.5	686.9	749.9	748.7
77.5°	48.5	48.1	47.7	46.3	44.6	46.5	71.6	198.5	353.3	416.9	412.4
80°	39.9	39.9	40.5	38.5	35.4	34.2	42.8	74.1	117.3	122.4	112.6
82.5°	31.3	31.3	34.4	31.5	27.8	24.8	29.7	39.5	47.7	38.7	31.5
85°	22.1	22.3	28.7	26.2	21.5	14.3	18.4	23.5	26.8	17.0	13.3
87.5°	9.0	9.6	17.8	14.1	13.5	7.2	8.6	10.4	13.3	7.2	5.7
90°	0.0	0.0	0.0	0.0	0.0	0.0	0.0	0.0	0.0	0.0	0.0

(END OF REPORT)